



## Pump Station Platforms – Quick Reference Guide

<p><b>HES1 – LP Series</b></p> <ul style="list-style-type: none"> <li>• One horizontal end suction pump</li> <li>• 5 to 10 HP motor with VFD</li> <li>• Up to 100 psi (6.9 bar)</li> <li>• Up to 200 gpm (12.6 lps, 45.4 m<sup>3</sup>/h)</li> <li>• Aluminum Enclosure</li> <li>• Monochrome touch-panel display</li> </ul>		<p><b>VM1 – LP Series</b></p> <ul style="list-style-type: none"> <li>• One vertical multistage pump</li> <li>• 1 to 2 HP motor with VFD</li> <li>• Up to 50 psi (3.5 bar)</li> <li>• Up to 60 gpm (3.8 lps, 13.6 m<sup>3</sup>/h)</li> <li>• Aluminum Enclosure</li> <li>• Monochrome touch-panel display</li> </ul>	
<p><b>HES1 – D Series</b></p> <ul style="list-style-type: none"> <li>• One horizontal end suction pump</li> <li>• 5 to 20 HP motor with VFD</li> <li>• Up to 130 psi (9.0 bar)</li> <li>• Up to 350 gpm (22.1 lps, 79.5 m<sup>3</sup>/h)</li> <li>• Powder-coated steel enclosure</li> <li>• Monochrome touch-panel display</li> </ul>		<p><b>VM1 – D Series</b></p> <ul style="list-style-type: none"> <li>• One vertical multistage pump</li> <li>• 3 to 15 HP motor with VFD</li> <li>• Up to 115 psi (7.9 bar)</li> <li>• Up to 200 gpm (12.6 lps, 45.4 m<sup>3</sup>/h)</li> <li>• Powder-coated steel enclosure</li> <li>• Monochrome touch-panel display</li> </ul>	
<p><b>HES1 – M Series</b></p> <ul style="list-style-type: none"> <li>• One horizontal end suction pump</li> <li>• 20 to 50 HP motor with VFD</li> <li>• Up to 120 psi (8.3 bar)</li> <li>• Up to 600 gpm (37.9 lps, 136 m<sup>3</sup>/h)</li> <li>• Aluminum Enclosure</li> <li>• Monochrome touch-panel display</li> </ul>		<p><b>VM1 – M Series</b></p> <ul style="list-style-type: none"> <li>• One vertical multistage pump</li> <li>• 15 to 60 HP motor with VFD</li> <li>• Up to 155 psi (10.7 bar)</li> <li>• Up to 500 gpm (31.5 lps, 114 m<sup>3</sup>/h)</li> <li>• Aluminum Enclosure</li> <li>• Monochrome touch-panel display</li> </ul>	
<p><b>VT1 – Compact Deck</b></p> <ul style="list-style-type: none"> <li>• 25 to 75 HP motors with VFD</li> <li>• Up to 140 psi (9.7 bar)</li> <li>• Up to 500 gpm (31.5 lps, 114 m<sup>3</sup>/h)</li> <li>• Color touch-panel display</li> </ul>		<p><b>VT2 – Compact Deck</b></p> <ul style="list-style-type: none"> <li>• 25 to 75 HP motors with VFD</li> <li>• Up to 140 psi (9.7 bar)</li> <li>• Up to 1600 gpm (101 lps, 363 m<sup>3</sup>/h)</li> <li>• Color touch-panel display</li> </ul>	
<p><b>VT2 – Large Deck</b></p> <ul style="list-style-type: none"> <li>• Large Deck to accommodate optional integrated filtration</li> <li>• 25 to 75 HP motors with VFD</li> <li>• Up to 140 psi (9.7 bar)</li> <li>• Up to 1600 gpm (101 lps, 363 m<sup>3</sup>/h)</li> <li>• Color touch-panel display</li> </ul>		<p><b>VT3 – Large Deck</b></p> <ul style="list-style-type: none"> <li>• Large Deck to accommodate optional integrated filtration</li> <li>• 40 to 75 HP motors with VFD</li> <li>• Up to 140 psi (9.7 bar)</li> <li>• Up to 2400 gpm (151 lps, 545 m<sup>3</sup>/h)</li> <li>• Color touch-panel display</li> </ul>	


**Rain Bird Corporation**

6991 E. Southpoint Road, Tucson, AZ 85756 • Phone (520) 741-6100 • Fax (520) 741-6146

## Pump Station Platforms – Quick Reference Guide


### HES2

- Two horizontal end suction pumps
- 20 to 60 HP motors with VFD
- Up to 124 psi (8.6 bar)
- Up to 1200 gpm (76 lps, 273 m<sup>3</sup>/h)
- Aluminum Enclosure
- Monochrome touch-panel display



### VM2

- Two vertical multistage pumps
- 25 to 60 HP motor with VFD
- Up to 150 psi (10.3 bar)
- Up to 1000 gpm (63.1 lps, 227 m<sup>3</sup>/h)
- Aluminum Enclosure
- Monochrome touch-panel display




### HES3

- Three horizontal end suction pumps
- 20 to 60 HP motors with VFD
- Up to 124 psi (8.6 bar)
- Up to 1800 gpm (114 lps, 409 m<sup>3</sup>/h)
- Aluminum Enclosure
- Monochrome touch-panel display



### VT4-Large

- Large Deck to accommodate optional integrated filtration
- 40 to 75 HP motors with VFD
- Up to 140 psi (9.7 bar)
- Up to 3000 gpm (189 lps, 681 m<sup>3</sup>/h)
- Color touch-panel display



### Panel Only

- Controls 1-6 pumps, up to 100 HP each
- VFD or VPM
- Flow meter and pressure transducer included.

